


Pattern Play for Strings:

A Sequential Introduction to Reading Music

Winifred Crock



Student Practice Sample Volume II

To Do: Sometimes patterns in music are two measures long. Can you find a two-measure pattern that repeats in this piece?

#26. Double Steps

Musical score for exercise #26, "Double Steps". The score is in 4/4 time with a key signature of one sharp (F#). It consists of two staves of music. The first staff starts at measure 1 and contains four measures of music. The second staff starts at measure 5 and contains four measures of music. The music features a repeating two-measure pattern of eighth notes with accents and staccato markings.



To Do: If this looks easy, try to read two measures at once. Play this piece forte with accents to imitate stomping up stairs. Play it again piano with staccato bows to imitate tiptoeing.

#27. Up and Down the Stairs

Musical score for exercise #27, "Up and Down the Stairs". The score is in 4/4 time with a key signature of one sharp (F#). It consists of four staves of music. The first staff starts at measure 1 and contains four measures of music. The second staff starts at measure 5 and contains four measures of music, ending with the word "Fine". The third staff starts at measure 9 and contains four measures of music. The fourth staff starts at measure 13 and contains four measures of music, ending with the instruction "D.C. al Fine".

To Do: If these pieces are easy, try saying "ta" syllables while you play.
Play the rhythm on any open string!

#43. Tiptoe



#44. Slithering



#45. Gliding



To Do: Find and compare rhythm and pitch patterns in this piece.
Find patterns that are the same, similar, or different.
Say the rhythm before you play the piece.

#51. Sunshine

1

5

9

13

To Do: Say the rhythm of the first 2 measures to yourself.
Sing this piece, and then play it.

#52. Calder's Song

1

5

To Do: Practice Pattern #9 on P. 35.

Find this pattern in the pieces below before you begin to play.

#57. Three Questions and an Answer

Musical notation for exercise #57, showing two staves of music in bass clef with a key signature of two sharps (F# and C#) and a 4/4 time signature. The first staff starts with a measure number '1' above the first measure. The second staff starts with a measure number '5' above the first measure. The music consists of eighth and quarter notes with stems pointing down.

To Do: Which measures have the same rhythm pattern as measure 1?
Which measures have the same notes as measure 3?

#58. A Jolly Good Time

Musical notation for exercise #58, showing four staves of music in bass clef with a key signature of two sharps (F# and C#) and a 4/4 time signature. The first staff starts with a measure number '1' above the first measure. The second staff starts with a measure number '5' above the first measure. The third staff starts with a measure number '9' above the first measure. The fourth staff starts with a measure number '13' above the first measure. The music consists of eighth and quarter notes with stems pointing down.

To Learn: *ff* stands for *fortissimo* which means very loud in Italian.

To Do: Play this piece slowly. Then think carefully and play it quickly.

#79. Andante or Allegro

1



mf

5




ff

To Learn: *pp* stands for *pianissimo* which means very soft in Italian.

To Do: Watch for staccato dots as you play.


#80. Tip Toe

1



p

5



pp

To Learn: Adagio means to play slowly with ease.

To Do: Look over each piece for markings and pattern changes.
Track the contour with your eyes before you begin.

#94. Adagio

1

mp

5

mp

To Do: Watch for staccato dots and bowings as you play.

#95. Snap and Crackle

1

p

5

pp

To Do: Say or pat the rhythm before you play.
Try to play the notes, rhythm, and bowings the first time!

#119. Cuckoo

1 *Fine*

5

9 *D.C. al Fine*

Detailed description: This block contains the musical notation for exercise #119, 'Cuckoo'. It consists of three staves of music in bass clef, key of D major (two sharps), and 3/4 time. The first staff starts at measure 1 and ends with a double bar line and the word 'Fine'. The second staff starts at measure 5. The third staff starts at measure 9 and ends with a double bar line and the instruction 'D.C. al Fine'. The melody is simple, consisting of quarter and eighth notes.

To Do: Finger the notes before you begin playing.

#120. Leaping Around

1 III I

5 III I

9 III I

Detailed description: This block contains the musical notation for exercise #120, 'Leaping Around'. It consists of three staves of music in bass clef, key of D major (two sharps), and 3/4 time. The first staff starts at measure 1 and ends with a double bar line. The second staff starts at measure 5. The third staff starts at measure 9 and ends with a double bar line. Fingerings are indicated by Roman numerals I, II, and III above the notes. The melody features leaps between notes.

To Do: Study the patterns in this piece.
Try to see and hear the music in your mind.
Find the repeat signs before you begin!

#139. Allegro for Aiden

1

f

5

9

To Do: What is the finger pattern used in this piece?
Now, "grab" an entire measure with your eyes.
Then look away while you play.
Glance down, "grab" the next measure all at once, and keep playing.
Do not pause or stop. Practice this skill on other music too.

#140. Adagio

1

p

5

rit.